

Clarissa



Tub must be set in Mortar Base





Tub specific options


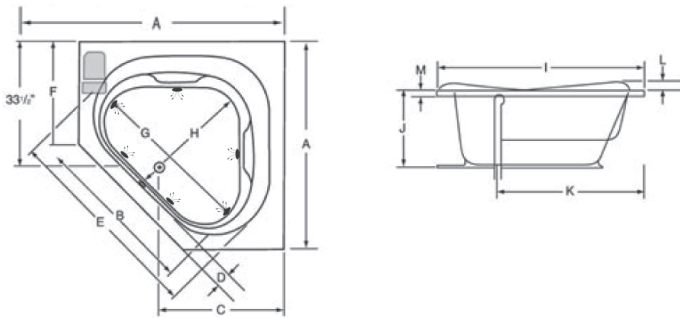
- Microban antibacterial protection
- Extra high density fiberglass
- Skirt
- Flange-molded
- Flange-galvanized
- Custom jet & pump locations
- Plated metallic finish
- Additional directional jets
- Swirling, rotating, or jumbo jets
- Micro therapy jet
- Hand held personal massage jet
- 1½ HP variable speed pump (temperature display optional)
- Electronic low water protection

- Cable waste & overflow
- Inline heater
- Low voltage LED light
- Mini spotlights
- Mood light
- Grab bars
- Back masseuse
- Neck masseuse pillow
- HydroOzone
- Hydro fusion
- Hydro fragrance
- Hydro coat

Approvals

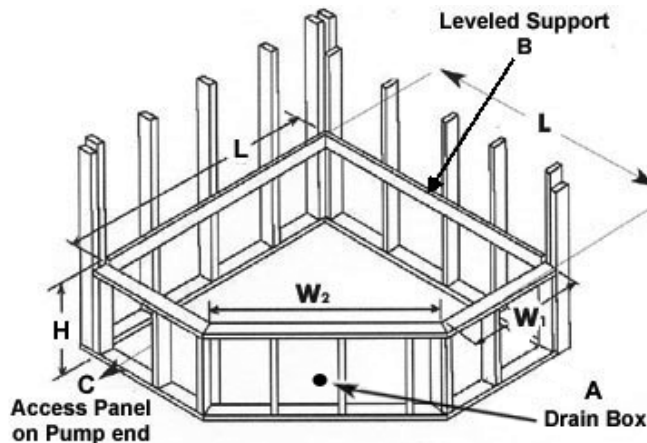
Commonwealth of Massachusetts

-  Pump motor
-  Jets
-  Anti-vortex suction
-  Overflow location



Model	Gel Coat	Acrylic	A	B	C	D	E	F	G	H	I	J	K	L	M	Jets	Pump H.P.	Water Capacity
5555	N/A	✓	55"	55"	21"	6"	61"	26"	40"	31"	55"	19½" w/optional skirt 20½"	39"	2"	1¾"	6	2.25	60 gal.
Amps	Volts	Breaker	Dedicated Service															
13.5	120	20 amp	GFCI Protected															

Framing Dimensions



****Disclaimer****
 For cutout dimensions wait for unit to arrive.

Island Drop-In

Tub Opening Dimensions			
(L)ength	(W)idth 1	(W)idth 2	(H)eight Finish
53"	24¾"	40"	18"

All specifications subject to change without notice.