

Lorraine

Tub specific options







Tub must be set in Mortar Base

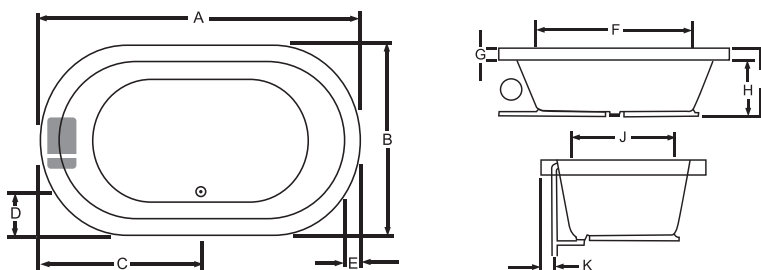
- Microban antibacterial protection
- Extra high density fiberglass
- Custom jet & pump locations
- Plated metallic finish
- Additional directional jets
- Swirling, rotating, or jumbo jets
- Micro therapy jet
- Hand held personal massage jet
- 1½ HP variable speed pump (temperature display optional)
- Electronic low water protection

- Cable waste & overflow
- Inline heater
- Low voltage LED light
- Mini spotlights
- Mood light
- Grab bars
- Back masseuse
- Neck masseuse pillow
- HydroOzone
- Hydro fusion
- Hydro fragrance
- Hydro coat

Approvals

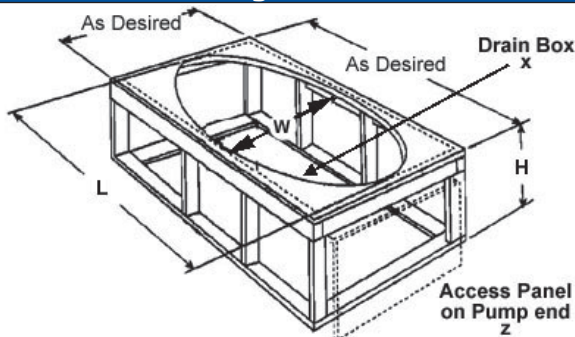
Commonwealth of Massachusetts

-  Pump motor
-  Jets
-  Anti-vortex suction
-  Overflow location



Model	Gel Coat	Acrylic	A	B	C	D	E	F	G	H	I	J	K	Jets	Pump H.P.	Water Capacity
6042 I	N/A	√	60"	42"	30"	10"	4"	36"	1"	21"	22"	26"	3½"	8	2.25	70 gal.
6042 II										2"	20"					
6042 III									3"	19"						
6042 IV										4"	20"					
7444 I	N/A	√	74"	44"	37"	10"	4"	50"	1"	21"	22"	28"	3½"	8	2.25	90 gal.
7444 II									2"	20"						
7444 III									3"	19"						
7444 IV									4"	18"						
Amps			Volts			Breaker			Dedicated Service							
13.5			120			20 amp			GFCI Protected							

Framing Dimensions



****Disclaimer****
 For cutout dimensions wait for unit to arrive.

Tub Opening Dimensions

Model	(L)ength	(W)idth	(H)eight Finish
6042 I	58"	40"	22"
6042 II	58"	40"	21"
6042 III	58"	40"	20"
6042 IV	58"	40"	19"
7444 I	72"	42"	22"
7444 II	72"	42"	21"
7444 III	72"	42"	20"
7444 IV	72"	42"	19"

All specifications subject to change without notice.